
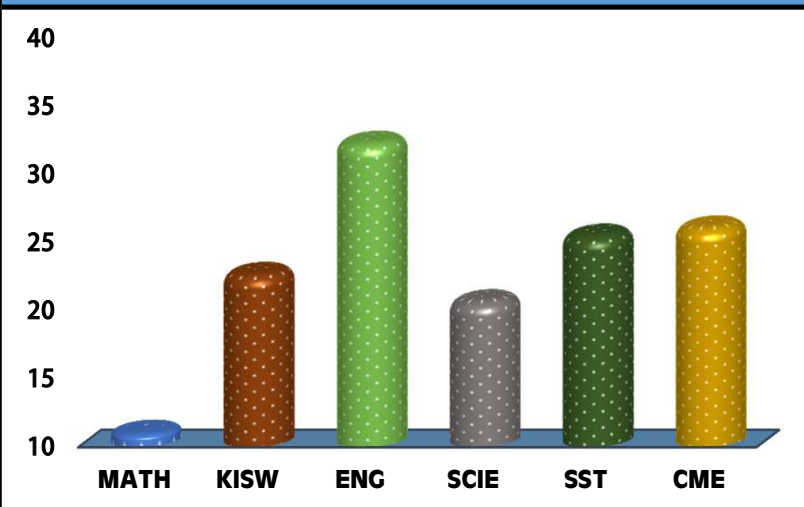
	<h1>WHITE ROSE</h1>	
REGION: DAR ES SALAAM	SCHOOL AVERAGE: 23.0	DISTRICT: UBUNGO
SUBJECT AND GRADE PERFORMANCE ANALYSIS		

SUBJECT RANKING			
ENGLISH	32.2	64%	1
CIVIC AND MORAL EDUCATION	26.0	52%	2
SOCIAL STUDIES	25.4	51%	3
KISWAHILI	22.6	45%	4
SCIENCE	20.6	41%	5
MATHEMATICS	11.0	22%	6

SUBJECT GRADE ANALYSIS					
SUBJECT/GRADE	A	B	C	D	F
MATHEMATICS	0	0	0	3	0
KISWAHILI	0	0	3	2	0
ENGLISH	0	3	2	0	0
SCIENCE	0	0	2	3	0
SOCIAL STUDIES	0	0	5	0	0
CIVIC AND MORAL	0	1	4	0	0



OVERALL GRADE ANALYSIS			
A	0	5	0%
B	0		0%
C	3		4%
D	2		2%
F	0		0%

CHART SUBJECT ANALYSIS



Subject	Score
MATH	11.0
KISW	22.6
ENG	32.2
SCIE	20.6
SST	25.4
CME	26.0

BOYS VS GIRLS PERFORMANCE

SAT	SAT	TOTAL
 3	 2	5
22%	24%	

SEATED	5	100%
ABSENTEES	0	0%
PASSED	3	60%
FAILED	2	40%

NO	NAME	SEX	MATH		KISW		ENG		SCI		SST		CME		TOTAL	AVG	GRADE	POS
1	NABIL GREIG LOW	M	13	D	29	C	38	B	27	C	28	C	29	C	164	27.3	C	1
2	UMMY- SALAMA ISADINI SWALEHE	F	15	D	25	C	36	B	22	C	23	C	33	B	154	25.7	C	2
3	NASRA SAID SALIM	F	9	E	24	C	35	B	16	D	28	C	26	C	138	23.0	C	3
4	MWARAMI MOHAMED MKAMBA	M	6	E	17	D	30	C	19	D	25	C	21	C	118	19.7	D	4
5	ASHRAF MOHAMED KOMBO	M	12	D	18	D	22	C	19	D	23	C	21	C	115	19.2	D	5